

RELEASE NOTES

Product: HTI-404 (ref. 3864)
HTI-424 (ref. 3863)

Version: 3.5.3

Date: 02/08/2023

1. GENERAL INFORMATION

1.1 Purpose and coverage

HTI products form an advanced ClassA quad transmodulator range, with universal input (DVB-S/S2, DVB-T/T2 or DVB-C) and DVB-T, DVB-C or IP (only in HTI-424) output. It also includes two Common Interface slots for service decryption (only in HTI-424).

This document describes the new features, compatibility issues, solved problems, and known issues to solve associated with this product release.

1.2 List of releases

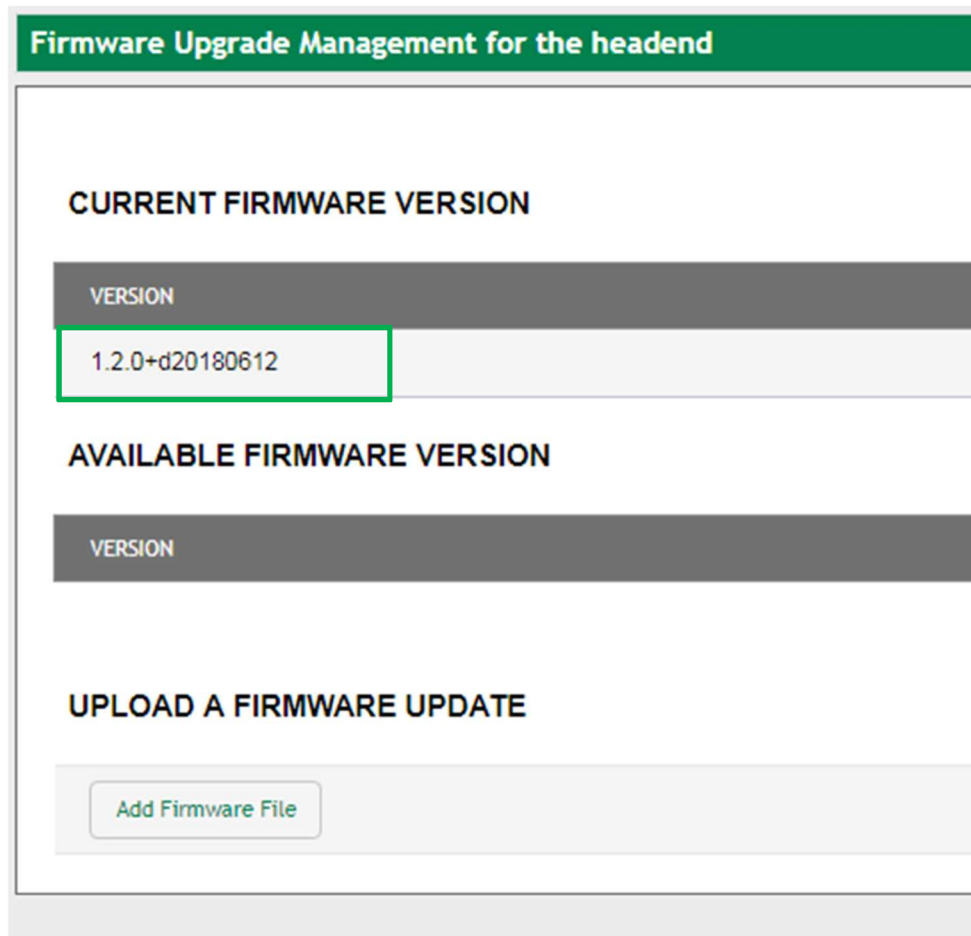
- 3.5.3
- 3.5.1
- 3.4.11
- 3.4.8
- 3.4.7
- 3.4.6
- 3.4.5
- 3.4.4
- 3.4.3
- 3.0.8
- 3.0.7
- 3.0.6
- 3.0.5
- 3.0.4
- 3.0.3
- 3.0.1
- 2.0.0
- 1.2.0

1.3 Product identification

1.3.1 Software review

Software release of the system is checked through a web browser.

After accessing HTI headend via the web, go to Menu / Firmware Management. Check information of CURRENT FIRMWARE VERSION.



Firmware Upgrade Management for the headend

CURRENT FIRMWARE VERSION

VERSION
1.2.0+d20180612

AVAILABLE FIRMWARE VERSION

VERSION

UPLOAD A FIRMWARE UPDATE

[Add Firmware File](#)

1.3.2 Hardware review

Not applicable. All HW versions are supported.

1.4 Compatibility information

1.4.1 Supported HW

Not applicable. All HW versions are supported.

1.4.2 Backwards compatibility notes

It is not possible to downgrade.

2. RELEASE HISTORY

- **Software Release 3.5.3** (02/08/2023)
 - **New Features**
 - Added New Zealand LCN mode.
 - **Resolved issues**
 - Fix upgrading on headends with different firmware versions.
 - Improved zeroconf IPv4 addressing.
 - **Known issues**
 - No fallback IP on RJ-45 port.

- **Software Release 3.5.1** (25/10/2022)
 - **New Features**
 - Unicast networking on IPTV.
 - New networking GUI.
 - Rollback of internet configuration if connectivity lost.
 - Serial numbers shown on Overview Screen.
 - **Resolved issues**
 - Some PSUs were not correctly detected.
 - Fransat CAMs now correctly profiled.
 - Lots of minor fixes.
 - **Known issues**
 - No fallback IP on RJ-45 port.

- **Software Release 3.4.11** (22/03/2022)
 - **New Features**
 - Added system logs to Web interface.
 - **Resolved issues**
 - Several minor fixes.
 - **Known issues**
 - None.

- **Software Release 3.4.8** (27/09/2021)
 - **New Features**
 - Reduced parameters of SAP service.
 - **Resolved issues**
 - Tuning of wrong stream on DVB-S2 multistream muxes.
 - **Known issues**
 - None.

- **Software Release 3.4.7** (23/07/2021)
 - **New Features**
 - None.
 - **Resolved issues**

- Tuning of wrong stream on DVB-S2 multistream muxes.
 - Saving of wrong PLS mode to backups.
 - **Known issues**
 - None.
- **Software Release 3.4.6** (03/06/2021)
 - **New Features**
 - None.
 - **Resolved issues**
 - It is now possible to register and upgrade modules with version 3.0.8 and lower. These modules have to be reset to factory defaults after upgrade to 3.4.6 and before configuration.
 - **Known issues**
 - None.
- **Software Release 3.4.5** (01/06/2021)
 - **New features**
 - None.
 - **Resolved issues**
 - On newly added services, the audio streams were blocked in some cases.
 - **Known issues**
 - It is not possible to register/operate/upgrade modules with versions 3.0.8 and lower on a headend already upgraded to 3.4.3 and later. These modules have to be already upgraded at least to 3.4.3.
- **Software Release 3.4.4** (20/05/2021)
 - **New features**
 - None.
 - **Resolved issues**
 - The source IP field could not be edited.
 - The names of IPTV inputs were wrong on the service selection popup menu.
 - **Known issues**
 - It is not possible to register/operate/upgrade modules with versions 3.0.8 and lower on a headend already upgraded to 3.4.3 and later. These modules have to be already upgraded at least to 3.4.3.
- **Software Release 3.4.3** (10/05/2021)
 - **New features**
 - Added 4 IPTV multicast inputs.
 - Added RF input signal quality info.
 - Improved RF attenuation/power handling on Web.
 - **Resolved issues**
 - Usability fixes on Web interface.

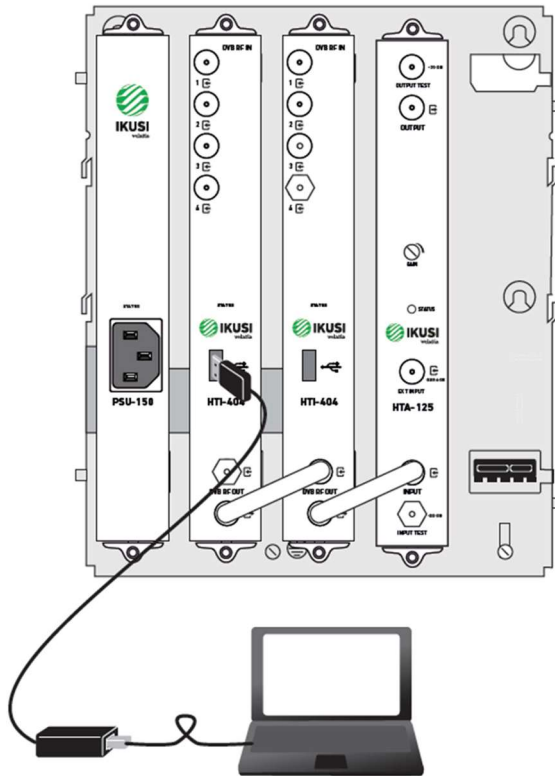
- The Web access user changes from “Admin” to “admin”. Cached credentials must be updated in Web browsers.
- **Known issues**
 - It is not possible to register/operate/upgrade modules with versions 3.0.8 and lower on a headend already upgraded to 3.4.3 and later. These modules have to be already upgraded at least to 3.4.3.
- **Software Release 3.0.8** (04/02/2021)
 - **New features**
 - Dynamic fan RPM. Fans spin lower to reduce noise.
 - **Resolved issues**
 - The PLS mode in satellite input was inconsistent when recovered from a backup file.
 - **Known issues**
 - Same as 3.0.7
- **Software Release 3.0.7** (11/06/2020)
 - **New features**
 - None.
 - **Resolved issues**
 - Unable to save network config with blank gateway.
 - Error in reporting of local oscillator value in certain LNB setups.
 - **Known issues**
 - Same as 3.0.6
- **Software Release 3.0.6** (28/05/2020)
 - **New features**
 - None.
 - **Resolved issues**
 - Input instability with certain multiswitches.
 - **Known issues**
 - Same as 3.0.5
- **Software Release 3.0.5** (19/11/2019)
 - **New features**
 - None.
 - **Resolved issues**
 - Periodic pixelations in IP SPTS outputs.
 - Loss of audio/video in encrypted services.
 - Incompatibility with Stream System TVs.
 - **Known issues**
 - Same as 3.0.4
- **Software release 3.0.4** (9/04/2019)
 - **New features**

- None.
 - **Resolved issues**
 - Some modules are constantly reset, blocking access to them. In the case that the affected module is the master, access to the web interface is unstable.
 - **Known issues**
 - Same as 3.0.3
-
- **Software release 3.0.3** (01/03/2019)
 - **New features**
 - Processing of audio streams for new languages, such as Croatian or Serbian is added.
 - **Resolved issues**
 - An error that made it difficult to save changes in the list of services, detected in version 3.0.1 is fixed.
 - The error that caused that audios appeared blocked when updating a module from version 1.2.0 is fixed.
 - False decrypting alarms problems that caused a delay to start descrambling in some CAMs are solved.
 - **Known issues**
 - Same as 3.0.1
-
- **Software release 3.0.1** (15/02/2019)
 - **New features**
 - Generation of IPTV output (SPTS and MPTS) is added.
 - Fixed IP access mode is added. DHCP mode and programmable fixed IP are still available..
 - Default IP address in RJ45 interface: 192.168.184.101. It is accessible only from 192.168.184.100.
 - Default IP address in USB interface: 192.168.184.253. It is accessible only from 192.168.184.252
 - RJ45 interface is no longer supported by IKUSI Headend Discovery.
 - **Resolved issues**
 - Loss of streams problems detected in 2.0.0 are solved.
 - False decrypting alarms problems detected in 2.0.0 are solved.
 - MMI interface of a slave HTI was not accessible.
 - CAMs could not be reseted from web interface.
 - **Known issues**
 - Tune DVB-S2 45MSymb/s satellite signal may take up to 90 seconds.
 - Some CAM models may take up to 120 seconds to start

- descrambling.
 - IP configuration obtained in DHCP mode is not visible in configuration reports.
- **Software release 2.0.0** (03/12/2018)
 - **New features**
 - Support for new HTI-424 transmodulator.
 - Supports two CAM slots for service decryption.
 - Supports changing input mode between four inputs or one input + loopthrough.
 - Improved service selection GUI.
 - Bit rate measurement for each PID and service.
 - Supports for Ka band signals.
 - Supports PSI/SI decryption.
 - Improved support for selection of signal source, either through a multiswitch or from a LNB directly.
 - **Resolved issues**
 - When the HTI is accessed through a PC with Italian language, some menus were not shown properly.
 - Services can't be removed from a carrier in overflow status.
 - **Known issues**
 - Tune DVB-S2 45MSymb/s satellite signal may take up to 90 seconds.
 - Some CAM models may take up to 120 seconds to start descrambling.
 - IP configuration obtained in DHCP mode is not visible in configuration reports.
 - Exceptionally, IKUSI Headend discovery may fail to detect headends. Headend reboot solves the problem.

3. UPGRADE INSTRUCTIONS

3.1 Installation environment



3.2 Equipment/modules checking

In order to ensure that there is no configuration or hardware issues (service, signal, etc. Issues) check that there are not active alarms.

3.3 Software upgrade procedure

Follow these steps:

- Download the latest version from our website, <https://www.ikusitv.com/en/products/hti-404>
- Connect the pc to the USB port of the master module, located in the slot 2 of the base-plate, with a USB-ethernet adapter.
- Enter the following data, User: Admin Password: admin. Push Submit button. The main screen of the configuration interface will open, from where you can configure the headend.
- Go to Menu / Firmware Management.
- Go to UPLOAD A FIRMWARE UPDATE section

Firmware Upgrade Management for the headend

CURRENT FIRMWARE VERSION

VERSION

1.2.0+d20180612

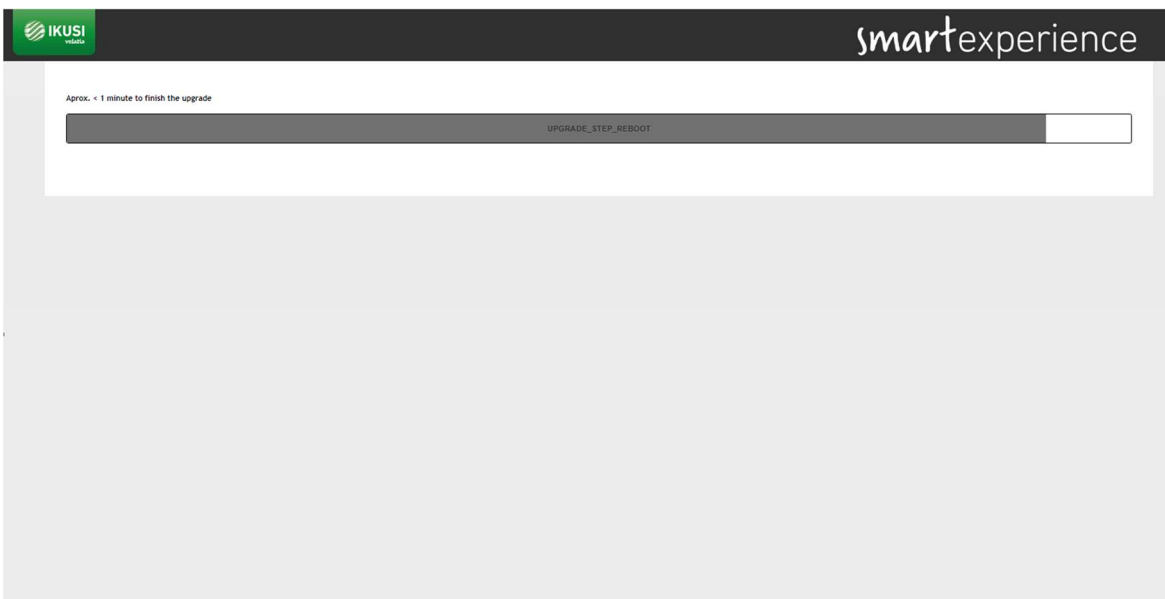
AVAILABLE FIRMWARE VERSION

VERSION

UPLOAD A FIRMWARE UPDATE

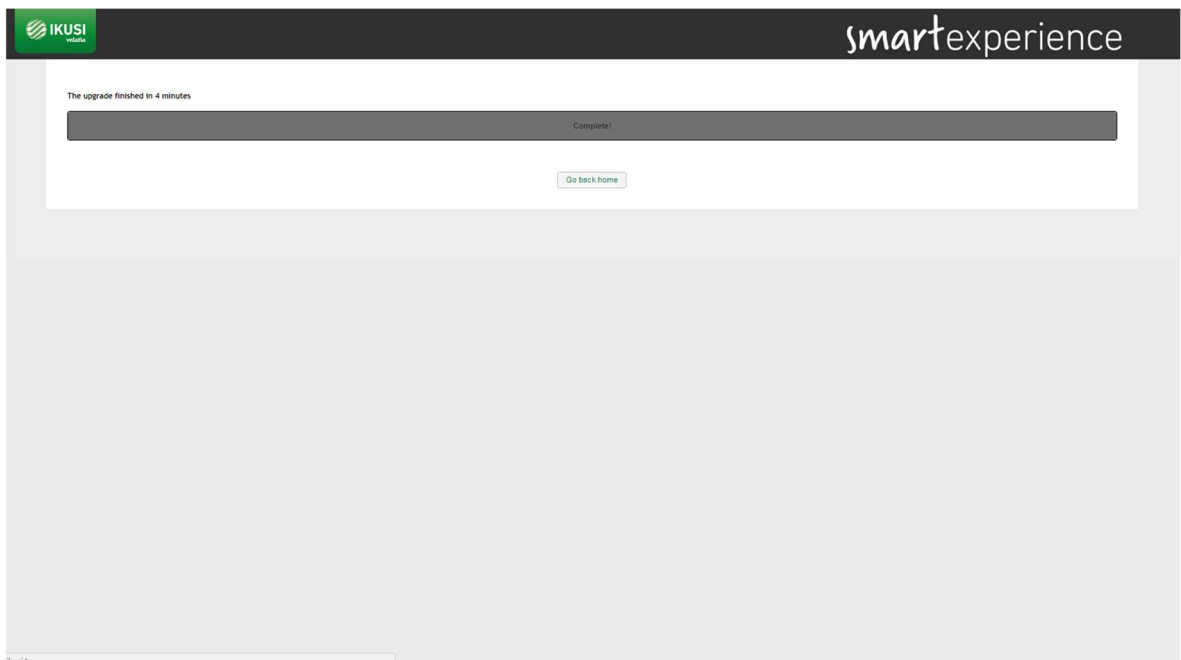
Add Firmware File

- Select the firmware through Add Firmware File button. After that, push Upload button. Once the firmware has been uploaded, it will appear in the AVAILABLE FIRMWARE VERSION section.
- Push the Install button associated with the desired firmware version.
- After pushing Install button, the upgrade progress screen will open.



The screenshot shows a progress bar for a firmware upgrade. The progress bar is mostly filled, indicating the upgrade is nearly complete. The text 'Aprox. < 1 minute to finish the upgrade' is displayed above the progress bar. The progress bar itself has the text 'UPGRADE_STEP_REBOOT' in the center. The top left corner features the IKUSI logo, and the top right corner features the 'smartexperience' logo.

- At the conclusion of the upgrade (10' approx), a message will appear as follows:



- Push Go back home button. The web interface will redirect you to Overview screen.